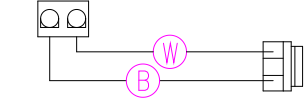
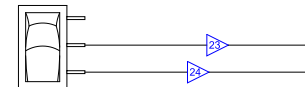


12V Light (White 2-Pin)



ON



OFF



SYSTEM FUSE

RED INDICATOR LIGHT

HIGH-LIMIT

RED INDICATOR LIGHT

PUMP 1 FUSE

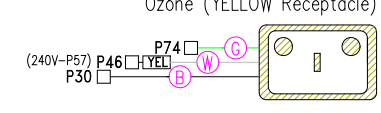
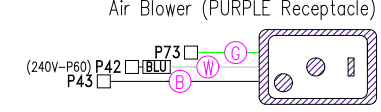
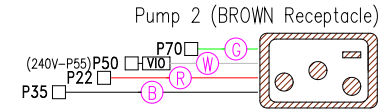
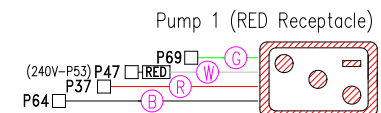
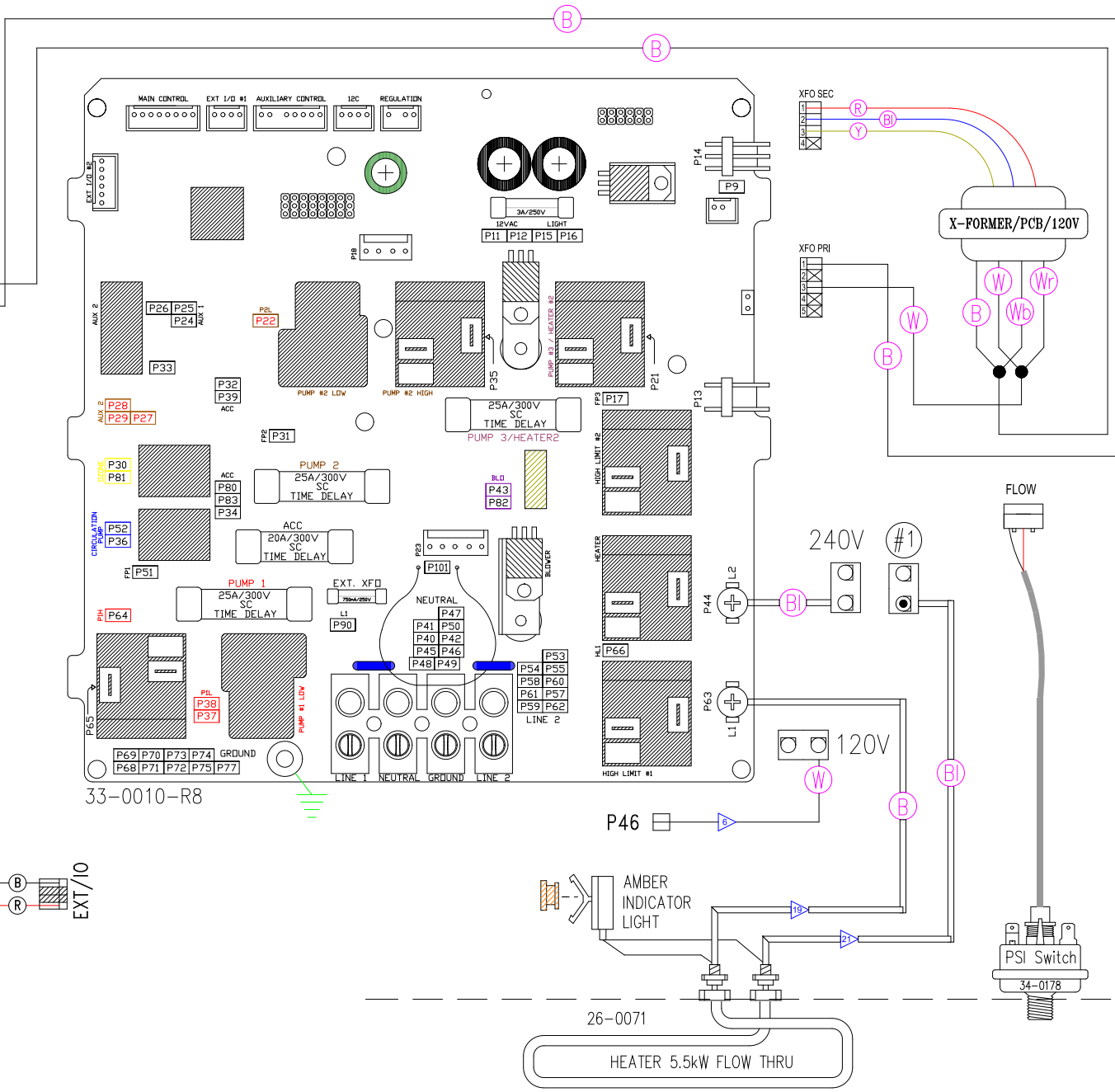
RED INDICATOR LIGHT

PUMP 2 FUSE

RED INDICATOR LIGHT

AIR/CIRC/OZ FUSE

RED INDICATOR LIGHT



HYDRO-QUIP
CORONA, CA (951) 273-7575

Manufacture Notes: EX: RED - DENOTES THE COLOR OF HEAT SHRINK USED.

For 120V Operation:

a) Install Heater plug (#1) into receptacle labeled 120V

For 240V Operation:

b) Install Heater plug (#1) into receptacle labeled 240V

Drawn	Rev
BH	18
Date	05.16.07
Diagram No.	6400

Wire Color Code	
B - Black	G - Green
Br - Brown	Bl - Blue
R - Red	V - Violet
O - Orange	W - White
Y - Yellow	Gr - Gray